



BABA BANDA BAHADUR PUBLIC SCHOOL

Jind Road, Rohtak, Haryana



SUMMER VACATION HOLIDAY HOMEWORK



SESSION 2026-27

SUMMER EXCELLENCE PROGRAMME

Theme:

"No Screen Learning – Learn, Create, Explore & Grow"

★ STUDENT DETAILS ★







Name : _____

Class & Section : _____

Roll No. : _____




House : _____

★ MY SUMMER VACATION GOALS ★



- I will follow a proper study routine. 
- I will reduce unnecessary mobile usage. 
- I will read daily. 
- I will help my parents at home. 
- I will stay healthy and active. 
- I will complete my work sincerely. 

★ SUMMER EXCELLENCE ASSESSMENT ★

ASSESSMENT STRUCTURE

Assessment Area	Marks
 Written Work / Subject Practice	60 Marks
 Presentation / Activity / Project Work	20 Marks
 Parent Feedback & Student Discipline	20 Marks

⇒ **Total = 100 Marks** ⇒

-  Holiday Homework marks will be reflected in Term Assessments.
-  Focus will be given not only to written work but also to discipline, presentation, creativity, consistency and self-study habits.

★ HOLIDAY SCORE ★

Marks Obtained : _____

Teacher's Remarks : _____



"Success is the result of discipline, consistency and hard work"



Holidays Homework (Class-III)

Learning is a treasure that will follow you everywhere

Books teach you about the world, number help you solve problems and science shows you magic in nature this holiday you must explore all of them through your holiday homework.

Hindi

- 10 पेज सुलेख लिखें - पाठ-5, 6
- पाठ 1 से 4 तक पढ़ें और कठिन शब्दों को लिखें।
- पाठ-1 से 4 तक पठन अभ्यास करें।
- कक्षा में करवाया गया निबंध और पत्र याद करें और दो बार लिखें।
- अनुच्छेद पर 10 लाइन लिखें
अनुक्रमांक अनुच्छेद का विषय
1- 5 मेरा सपना
6 – 10 मेरी प्रिय पुस्तक
16 –15 मेरा विद्यालय
16 – 21 समय का सदुपयोग
- अपनी पसंद की किसी एक कहानी का चित्र बनाकर 5 वाक्य लिखें।
- हिंदी व्याकरण पृष्ठ संख्या 95, 96 पर दिए गए आदर्श प्रश्न पत्र 1 और 2 को पूरा करें।
- रोज़ अखबार पढ़ें - प्रतिदिन हिंदी का समाचार पत्र पढ़ें और एक मुख्य समाचार अपनी कॉपी में लिखें।
- चार्ट कार्य
संज्ञा पर चार्ट तैयार करें - अनुक्रमांक 1 से 11
व्यक्ति, वस्तु, स्थान के चित्र लगाकर चार्ट तैयार करें।
लिंग अनुक्रमांक 12 से 21
घर में मौजूद वस्तुओं और व्यक्तियों के नाम पर पुल्लिंग और स्त्रीलिंग के 10-10 शब्द लिखें

English

1. Reading & language Enhancement
2. Read + Complete the story Page: 14(The magic carpet book)
3. 2 Read and complete the sentences pg 19(The magic carpet book)
4. 3 Read & complete pg 22 part H
5. Skill Based Practice schedule
6. Writing Skill
7. 1 Practice Cursive Handwriting one page everyday.
- 8.
9. 2 Write 5 sentences in neat and cursive handwriting about:
 10. My Home (Roll no -1 to 7)
 11. My School (Roll no -8 to14)
 12. My daily routine (Roll no 15to21)
 13. Speaking Skill
 14. Prepare a short 2 minutes speech on the topic of :-
 15. My Self (Roll no -1to 21)
 16. My Favourite Toy (Roll no -1 to 10)
 17. My class room (Roll no 11to21)

Activity

18. 1 Make 20 pairs of Rhyming words on A-3size sheet (Roll no 1to7)
19. 2 Make a noun chart, Observe the noun around you and write each noun under its correct column
20. Person, Place, Animal,Thing (Roll no 8to14)
21. 3 collect and paste the pictures of countable and uncountable nouns on a chart (Roll no 15to21)
22. Learn & practice
23. Learn lesson 1,2 and poem 3,6 full with New words, word meaning and question answers.
24. Do all the written work in a separate notebook.

Reading & language Enhancement

- 1 Read + Complete the story pg 14(The magic carpet book)

2 Read and complete the sentences pg 19(The magic carpet book)

3 Read & complete pg 22 part H

Skill Based Practice schedule

Writing Skill

1 Practice Cursive Handwriting one page everyday.

2 Write 5 sentences in neat and cursive handwriting about:

My Home (Roll no -1to 7)

My School (Roll no -8 to14)

My daily routine (Roll no 15to21)

Speaking Skill

Prepare a short 2 minutes speech on the topic of :-

My Self (Roll no -1to 21)

My Favourite Toy (Roll no -1 to 10)

My class room (Roll no 11to21)

Activity

1 Make 20 pairs of Rhyming words on A-3 size sheet (Roll no 1 to 7)

2 Make a noun chart, Observe the noun around you and write each noun under its correct column

Person, Place, Animal, Thing (Roll no 8 to 14)

3 collect and paste the pictures of countable and uncountable nouns on a chart (Roll no 15 to 21)

Learn & practice

Learn lesson 1, 2 and poem 3, 6 full with New words, word meaning and question answers.

Do all the written work in a separate notebook.

Mathematics

- Assessment :- 1, 2 , 3
- Question Bag :- 1 , 2 , 4
- Activity of page 42
- Roman numbers (Page - 81 in book)
- Page: 85, 87, 88

- Learn table 2 to 10.
- Jumble table.
- 10 sums of Multiplication.
- 10 sums of Division.
- Make Roman Number Chart.

EVS

Read and Learn L 1-4 with exercise, New Words

- *Page: 11, 21(Activity)*
- *Page: 31, 33 (Part: F, C)*
- *Page: 34 (Project)*
- *Discuss with Parents and make a video and send*

General Knowledge

- Roll number 1 to 10: Make the chart of flowers.
- Roll number 11 to 21:- Make the chart of plants.
- Learn lesson 1 to 7.
- Learn current affairs.

1. Who is the Prime Minister of India?

Answer: Narendra Modi

2. Who is the President of India?

Answer: Droupadi Murmu

3. What is the capital of India?

Answer: New Delhi

4. Which is our national animal?

Answer: Tiger

5. Which is our national bird?

Answer: Peacock

6. Which festival is known as the festival of lights?

Answer: Diwali

7. Which day is celebrated as Independence Day in India?

Answer: 15 August

8. Which planet is called the Red Planet?

Answer: Mars

9. What is the name of our national flag?

Answer: Tiranga

10. Which sport is very popular in India?

Answer: Cricket

Punjabi

- Learn Varnamala (Learn both Punjabi and Hindi Varnamala)
- Write Varnamala 5 times.
- Make a chart of Varnamala.

IT

1. Uses of Computer Chart

Make a colourful chart showing 6 places where computers are used: School, Hospital, Bank, Airport, Shop, Home. Draw or cut-paste pictures. Write 1 line for each.

Example: Bank - Computers keep record of money.

2. Full Forms

Learn and write these 8 full forms in your notebook:

1. CPU - Central Processing Unit
2. RAM - Random Access Memory
3. ROM - Read Only Memory
4. USB - Universal Serial Bus
5. CD - Compact Disc
6. WWW - World Wide Web
7. PC - Personal Computer
8. UPS - Uninterrupted Power Supply

3. Computer Model - Best Out of Waste

Make a model of a desktop computer using waste material.

CPU: Small cardboard box covered with paper.

Monitor: Flat cardboard with white chart paper as screen.
Keyboard: Ice-cream sticks or paper strips with A-Z written.
Mouse: Small soap case or clay.
Keep all parts on a base and label them.

Art

Best Out of Waste

Theme: "Turn Trash into Treasure"

Main Projects – Choose Any 3

1. Pen Stand from Cardboard Roll:

Take empty toilet paper roll or Pringles box. Cover with coloured paper/newspaper. Decorate with buttons, pulses, or paint. Make it look like a caterpillar, minion, or flower pot.

Material: Roll, old paper, glue, colours, waste decoration items.

2. Wall Hanging from Old CDs:

Take 2-3 old CDs. Paint them with poster colours. Stick family photos or draw cartoons on them. Join with wool/string. Add beads from broken necklace at bottom.

Material: CDs, colours, photos, wool, old beads.

3. Flower Pot from Plastic Bottle:

Cut empty plastic bottle in half. Paint lower part as a cat, frog, or panda. Make holes at bottom. Fill with soil and plant small seeds – mustard/fenugreek.

Material: Bottle, paint, soil, seeds.

4. Photo Frame from Ice-Cream Sticks:

Join 8-10 ice-cream sticks to make a square frame. Colour it. Decorate border with pencil shavings, old bindi, or pulses. Paste your photo inside.

Material: Ice-cream sticks, glue, decoration, photo.

5. Piggy Bank from Shoe Box:

Take small shoe box. Cover with newspaper and paint. Cut a coin slot on top. Draw eyes, nose to make it a pig or monster.

Material: Shoe box, newspaper, paint, cutter – take parent help.

Extra Small Activity – Do All

6. Bookmarks: Make 2 bookmarks using old wedding cards. Cut in long strips. Decorate with sketch pens. Punch hole and add wool.
7. Collage: On A4 sheet, make “My Favourite Animal” using only torn pieces of old magazines, newspapers, or coloured paper. No drawing with pencil.

How to Submit

1. Put in a Bag: Take a big paper bag or old cloth bag. Decorate it. Put all your projects inside.

Write on bag: ART HOLIDAY HOMEWORK

Name: _ Class: 3rd Sec: _ Roll No: _____

2. Photo Step-by-Step: For each project, ask mummy/papa to click 2 photos while you make it. Paste photos on A4 sheet and write 1-2 lines – “I used _ to make _”.

3. Rules:

- Do it yourself: Parents can help with cutting, but you should paint and paste.
- No new things: Use only waste material from home. Don't buy anything.
- Be safe: Don't use sharp things alone. Ask elders for help with scissors/cutter.
- Keep clean: Cover your table with newspaper while working.

3. Date: Give to Art ma'am in first week after holidays open.

4. Marks: Teacher will see neatness, new ideas, and how nicely you used waste material.

Tip: Keep all work in a safe, dry place. Write your name behind every item with marker.

Want me to explain how to make the CD wall hanging with step-by-step pictures?